

Reciprocity theorems for full and one-way wave fields

Kees Wapenaar and Jacob Fokkema
Centre for Technical Geoscience
Delft University of Technology
The Netherlands

January 16, 1999

Introduction

Reciprocity theorems play an important role in formulating true amplitude operations on seismic wave fields, such as multiple elimination, migration and characterization. In general, a reciprocity theorem inter-relates the quantities that characterize two admissible physical states that could occur in one and the same domain (de Hoop, 1988). One state is identified with an actual measurement, while the other state can either be a computational state (e.g. migration operators), a desired state (e.g. multiple-free data) or an other measurement (characterizing time-lapse differences in the reservoir).

In the usual practice of seismic data analysis two classes of wave equations are used, viz. the full wave equation expressed in terms of the acoustic pressure and particle velocity and the one-way wave equations expressed in terms of down and up going waves. Accordingly, reciprocity theorems can be formulated for both classes of wave equations. In this paper we present reciprocity theorems for the full wave field as well as for its down and up going constituents and we discuss some of their applications.

Reciprocity theorem for the full wave field

In this section we review the scalar form of the acoustic reciprocity theorem of the convolution type. We closely follow de Hoop (1988) and Fokkema and van den Berg (1993). The former author derives reciprocity theorems in the time domain; the latter authors in the time domain, the Laplace domain and the frequency domain. Here we only consider the frequency domain.

Basic acoustic equations

In the space-frequency (\mathbf{x}, ω) domain, the equations that govern linear acoustic wave motion read

$$\partial_k P + j\omega \rho V_k = F_k \quad (1)$$

and

$$\partial_k V_k + j\omega \kappa P = Q, \quad (2)$$

where P is the acoustic pressure, V_k is the particle velocity, ρ is the volume density of mass, κ is the compressibility, F_k is the volume source density of volume force and Q is the volume source density of volume injection rate. The Latin subscripts take on the values 1 to 3 and the summation convention applies to repeated subscripts.

Reciprocity theorem of the convolution type for the full wave field

We introduce two acoustic states (i.e., wave fields, medium parameters and sources), that will be distinguished by the subscripts A and B . For these two states we consider the interaction quantity $\partial_k \{P_A V_{k,B} - V_{k,A} P_B\}$. Applying the product rule for differentiation, substituting equations (1) and (2) for states A and B , integrating the result over a volume \mathcal{V} with boundary $\partial\mathcal{V}$ and outward pointing normal vector $\mathbf{n} = (n_1, n_2, n_3)$ (see Figure 1) and applying the theorem of Gauss yields

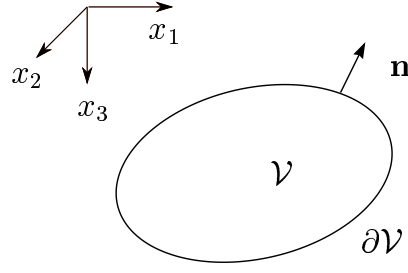


Figure 1: Configuration for Rayleigh's reciprocity theorem.

$$\int_{\mathbf{x} \in \partial \mathcal{V}} \{P_A V_{k,B} - V_{k,A} P_B\} n_k dA = -j\omega \int_{\mathbf{x} \in \mathcal{V}} \{P_A (\kappa_B - \kappa_A) P_B - V_{k,A} (\varrho_B - \varrho_A) V_{k,B}\} dV + \int_{\mathbf{x} \in \mathcal{V}} \{P_A Q_B - V_{k,A} F_{k,B} + F_{k,A} V_{k,B} - Q_A P_B\} dV. \quad (3)$$

Equation (3) is Rayleigh's reciprocity theorem (Rayleigh, 1878).

We conclude this section by considering some special cases.

Unbounded media – Consider the situation in which the medium at and outside $\partial \mathcal{V}$ is homogeneous, unbounded and source-free in both states. Assume that the wave fields in both states are causally related to the sources in \mathcal{V} . Then, if $\varrho_A = \varrho_B$ and $\kappa_A = \kappa_B$ at and outside $\partial \mathcal{V}$, the boundary integral on the left-hand side of equation (3) vanishes (Bleistein, 1984; Fokkema and van den Berg, 1993).

Physical reciprocity – Assume that the above mentioned conditions are fulfilled and that $\varrho_A = \varrho_B$ and $\kappa_A = \kappa_B$ in \mathcal{V} as well. Then the first volume integral on the right-hand side of equation (3) vanishes. Furthermore, consider point sources in states A and B at $\mathbf{x}_A \in \mathcal{V}$ and $\mathbf{x}_B \in \mathcal{V}$, respectively, according to $Q_A(\mathbf{x}, \omega) = q_A(\omega) \delta(\mathbf{x} - \mathbf{x}_A)$, $Q_B(\mathbf{x}, \omega) = q_B(\omega) \delta(\mathbf{x} - \mathbf{x}_B)$, with $q_A(\omega) = q_B(\omega)$ and $F_{k,A}(\mathbf{x}, \omega) = F_{k,B}(\mathbf{x}, \omega) = 0$. Equation (3) thus yields the well-known result

$$P_A(\mathbf{x}_B, \omega) = P_B(\mathbf{x}_A, \omega). \quad (4)$$

Reciprocity theorem for one-way wave fields

In this section we review the matrix-vector form of the acoustic reciprocity theorem for one-way wave fields (Wapenaar and Grimbergen, 1996).

One-way wave equation in matrix-vector form

We introduce a system of coupled equations for the one-way wave fields P^+ and P^- , propagating in the positive and negative depth direction, respectively, originating from sources S^+ and S^- :

$$\partial_3 \mathbf{P} = \hat{\mathbf{B}} \mathbf{P} + \mathbf{S} \quad (5)$$

(the hat denotes a pseudo-differential operator), with

$$\mathbf{P} = \begin{pmatrix} P^+ \\ P^- \end{pmatrix} \quad \text{and} \quad \mathbf{S} = \begin{pmatrix} S^+ \\ S^- \end{pmatrix}. \quad (6)$$

The one-way operator matrix $\hat{\mathbf{B}}$ is defined as

$$\hat{\mathbf{B}} = \begin{pmatrix} -j\hat{\mathcal{H}}_1 & 0 \\ 0 & j\hat{\mathcal{H}}_1 \end{pmatrix} + \begin{pmatrix} \hat{T} & -\hat{R} \\ -\hat{R} & \hat{T} \end{pmatrix}, \quad (7)$$

where $\hat{\mathcal{H}}_1$ is the well-known square-root operator, and \hat{R} and \hat{T} are the reflection and transmission operators, respectively.

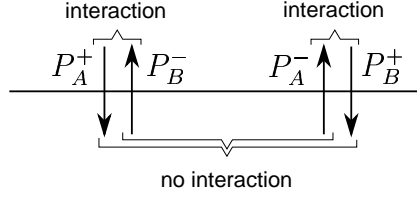


Figure 2: Both terms of the interaction quantity for the one-way reciprocity theorem of the convolution type contain waves that propagate in opposite directions.

Reciprocity theorem of the convolution type for the one-way wave fields

We introduce two different states that will be distinguished by the subscripts A and B . For these two states we consider the interaction quantity $\partial_3\{\mathbf{P}_A^T \mathbf{N} \mathbf{P}_B\}$, with $\mathbf{N} = \begin{pmatrix} 0 & 1 \\ -1 & 0 \end{pmatrix}$ or, written alternatively, $\partial_3\{P_A^+ P_B^- - P_A^- P_B^+\}$. Apparently, we consider the interaction between oppositely propagating waves (see Figure 2).

Applying the product rule for differentiation, substituting the one-way wave equation (5) for states A and B , integrating the result over a cylindrical volume \mathcal{V} with boundary $\partial\mathcal{V}_0 \cup \partial\mathcal{V}_1$ (see Figure 3), applying the theorem of Gauss and using the symmetry relation $\hat{\mathbf{B}}^\dagger = -\mathbf{N} \hat{\mathbf{B}}^* \mathbf{N}^{-1}$, yields the following one-way reciprocity theorem

$$\int_{\mathbf{x} \in \partial\mathcal{V}_0} \mathbf{P}_A^T \mathbf{N} \mathbf{P}_B n_3 dA = \int_{\mathbf{x} \in \mathcal{V}} \mathbf{P}_A^T \mathbf{N} \hat{\Delta} \mathbf{P}_B dV + \int_{\mathbf{x} \in \mathcal{V}} \{\mathbf{P}_A^T \mathbf{N} \mathbf{S}_B + \mathbf{S}_A^T \mathbf{N} \mathbf{P}_B\} dV, \quad (8)$$

where the contrast operator $\hat{\Delta}$ is given by

$$\hat{\Delta} = \hat{\mathbf{B}}_B - \hat{\mathbf{B}}_A. \quad (9)$$

Note that the boundary integral over $\partial\mathcal{V}_1$ vanished. For bounded $\partial\mathcal{V}_1$ this occurs when \mathbf{P}_A and \mathbf{P}_B satisfy homogeneous Dirichlet or Neumann boundary conditions on $\partial\mathcal{V}_1$. On the other hand, when $\partial\mathcal{V}_1$ is unbounded this boundary contribution also vanishes under the condition that \mathbf{P}_A and \mathbf{P}_B have sufficient decay at infinity.

We conclude this subsection by analyzing reciprocity theorem (8) for some special cases.

Unbounded media – Consider the situation in which the medium at and outside $\partial\mathcal{V}_0$ is homogeneous, unbounded and source-free in both states. Assume that the wave fields in both states are causally related to the sources in \mathcal{V} . Then in both states the wave fields are outgoing at $\partial\mathcal{V}_0$ (i.e., $P_A^+ = P_B^+ = 0$ at the upper surface and $P_A^- = P_B^- = 0$ at the lower surface) and it is easily seen that $\mathbf{P}_A^T \mathbf{N} \mathbf{P}_B = P_A^+ P_B^- - P_A^- P_B^+ = 0$ at $\partial\mathcal{V}_0$, so the boundary integral on the left-hand side of equation (8) vanishes. Apparently it is not required that the medium parameters at and outside $\partial\mathcal{V}_0$ are identical in both states, unlike the conditions for the vanishing of the boundary integral in reciprocity theorem (3).

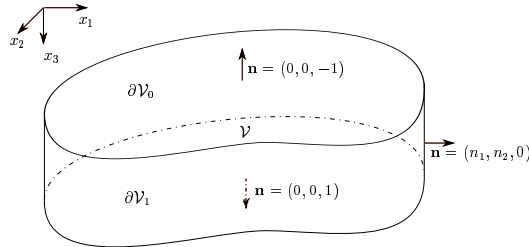


Figure 3: Modified configuration for the one-way reciprocity theorem. The combination of the two planar surfaces is denoted by $\partial\mathcal{V}_0$; the cylindrical surface is denoted by $\partial\mathcal{V}_1$.

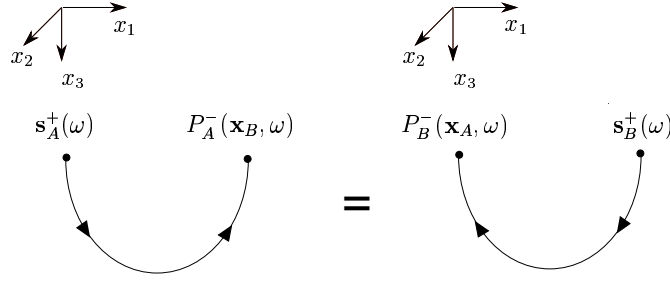


Figure 4: *Physical reciprocity for one-way sources and receivers.*

Physical reciprocity – Assume that the above mentioned conditions are fulfilled and that $\rho_A = \rho_B$ and $\kappa_A = \kappa_B$ inside as well as outside \mathcal{V} . Then the first volume integral on the right-hand side of equation (8) vanishes. Furthermore, consider point sources in states A and B at $\mathbf{x}_A \in \mathcal{V}$ and $\mathbf{x}_B \in \mathcal{V}$, respectively, according to $\mathbf{S}_A(\mathbf{x}, \omega) = \mathbf{s}_A(\omega) \delta(\mathbf{x} - \mathbf{x}_A)$ and $\mathbf{S}_B(\mathbf{x}, \omega) = \mathbf{s}_B(\omega) \delta(\mathbf{x} - \mathbf{x}_B)$. Equation (8) thus yields

$$\mathbf{P}_A^T(\mathbf{x}_B, \omega) \mathbf{N} \mathbf{s}_B(\omega) = -\mathbf{s}_A^T(\omega) \mathbf{N} \mathbf{P}_B(\mathbf{x}_A, \omega). \quad (10)$$

For the special case that $\mathbf{s}_A = (s_A^+ \ 0)^T$ and $\mathbf{s}_B = (s_B^+ \ 0)^T$, with $s_A^+ = s_B^+$, this reduces to

$$P_A^-(\mathbf{x}_B, \omega) = P_B^-(\mathbf{x}_A, \omega), \quad (11)$$

see Figure 4.

Discussion and conclusions

In this paper we have presented two formulations of the reciprocity theorem. Both theorems show how the acoustic states at the surface of some bounded domain are related to contrast functions and source distributions in this domain. In the reciprocity theorem for the full wave field the contrast function is expressed in material differences $(\Delta\kappa, \Delta\rho)$, while in the reciprocity theorem for the one-way wave fields it is expressed in scattering operators (\hat{R}, \hat{T}) .

The reciprocity theorem for the full wave field has proven its functionality for example in the removal of multiple reflections (van Borselen *et al.*, 1996) and in velocity replacement (Smit *et al.*, 1998). The reciprocity theorem for the one-way wave fields has been the point of departure for the derivation of seismic imaging techniques for finely layered media (Wapenaar, 1996). The current investigations are directed towards the application of both reciprocity theorems in 4-D seismic imaging (Fokkema *et al.*, 1997).

References

- Bleistein, N., 1984, *Mathematical methods for wave phenomena*: Academic Press, Inc., Orlando
- de Hoop, A.T., 1988, Time-domain reciprocity theorems for acoustic wave fields in fluids with relaxation: *J. Acoust. Soc. Am.*, **84**, 1877-1882
- Fokkema, J.T., and van den Berg, P.M., 1993, *Seismic applications of acoustic reciprocity*: Elsevier, Amsterdam
- Fokkema, J.T., Dillen, M.W.P., and Wapenaar, C.P.A., 1997, A proposal for 4-D seismic imaging: 59th annual EAGE meeting, Geneva, B041
- Rayleigh, J.W.S., 1878, *The theory of Sound. II*: Dover Publications, Inc. (Reprint 1945)
- Smit, R., Fokkema, J.T., Slob, E., and Wapenaar, C.P.A., 1998, Velocity replacement techniques in inhomogeneous media: 68th annual SEG meeting, New Orleans, 1661-1664
- van Borselen, R.G., Fokkema, J.T. and van den Berg, P.M., 1996, Removal of surface-related wave phenomena - The marine case: **61**, 202-210
- Wapenaar, C.P.A., and Grimbergen, J.L.T., 1996, Reciprocity theorems for one-way wave fields: *Geoph. J. Int.* **127**, 169-177
- Wapenaar, C.P.A., 1996, One-way representations of seismic data: *Geoph. J. Int.* **127**, 178-188